

# Compact AMC 1223D-12AC Broadband 140 – 220 GHz

## Active Multiplication Chain (AMC) in WR-5.1 Based on ACST's High-Power Multiplier Technology.

1223x-AC series of compact Amplifier/Multiplier Chains (AMCs) are designed to extend operation frequency of a microwave signal synthesizer or a sweeper, providing high performance sources for applications at mm-waves signals. The AMC applies ERZIA High-Power Broadband Amplifier Technology and ACST High-Power Broadband Multiplier Technology resulting in best available performance with respect to output power, bandwidth, and spectral purity. AMC output frequency is determined by the multiplication factor (n) of the input signal, while phase noise degradation (with respect to the input signal) adheres to  $20 \text{ Log } (n)$ .

Based on a modular design, each AMC from this series is integrated on an esthetic metallic heatsink featuring standard input and output interfaces. They are fixed tuned and do not require any adjustment for proper operation. The only module that requires electrical powering is the integrated ERZIA HPA. The voltage and current specifications are defined in the Technical Specification Table. Options like Horn antenna (for coupling the output signal to free space), waveguide sections compatible with the output RF-port may be integrated on customer request.

Type **1223D-12AC** module requires input signal within frequency range of 11.66 to 18.33 GHz, generating output signal within frequency range of 140 to 220 GHz. In addition to standard options for 1223x series, a variable 1-25dB attenuator is offered for this type for user-controlled output power. The standard multiplication factor is 12, but a factor 18 option is also available under specific customer requirement (1223D-18AC).


Various options can optionally be offered and integrated on customer request:

- Horn antenna (for coupling the output signal to free space),
- Waveguide sections compatible with the output RF-port
- User controlled output power by integration of a mechanically driven variable attenuator

Please consult [sales@acst.de](mailto:sales@acst.de) for available options for this product type

### Technical Specification

	Minimum	Typ	Maximum
Input Port (Coaxial)		SMA	
Input Frequency (GHz)	11.66		18.33
Input Power (dBm)	0	+4	+5
Output Port (UG 387/U-M)		WR-5.1	
Output Frequency (GHz)	140		220
Output Power (dBm)	+6	+11	+13
Multiplication Factor** (n)		12	
Input VSWR		1.8:1	
Operating Voltage of HPA (Vcc in V)	10	12	15
Power Consumption (W)		15	20



#### Product Features

- > High-Power & Efficiency
- > Full band
- > Flat response

#### Application Areas

- > Laboratory instrumentation
- > MM-wave FMCW-Radar
- > Active imaging
- > LO Source for MM/SubMM wave heterodyne receivers

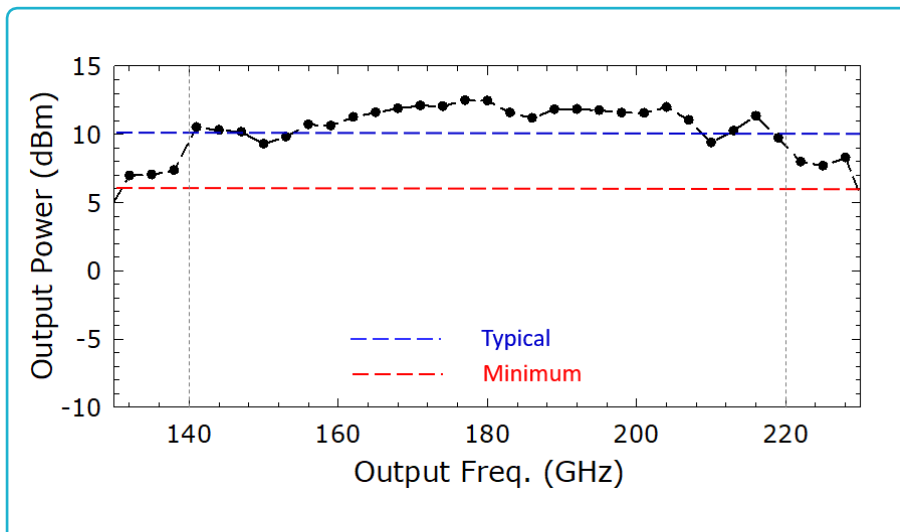
\* Lower Efficiency may be expected at input power lower than specified and near the band edges.

\*\* Higher multiplication factors are also possible under request

# Compact AMC 1223D-12AC

## Broadband 140 – 220 GHz

### Typical Performance



### Notes

- > All plotted data represent typical values. The actual data may vary from unit to unit.
- > All tests are carried out at a room temperature of 24 °C.

### Caution

- > Absolute maximum ratings should not be used under normal operating conditions. Exceeding maximum ratings may lead to permanent failure.
- > Any foreign body inserted into the waveguide will cause a loss of performance and may damage the device.

### Absolute Maximum Ratings

	Maximum
Operating Voltage (V)	+15
Input Power (dBm)	+10
Operational Temperature and Humidity	5 °C to 45 °C // 0% to 80%
Storage Temperature and Humidity	5 °C to 65 °C // 0% to 80%

### Order information

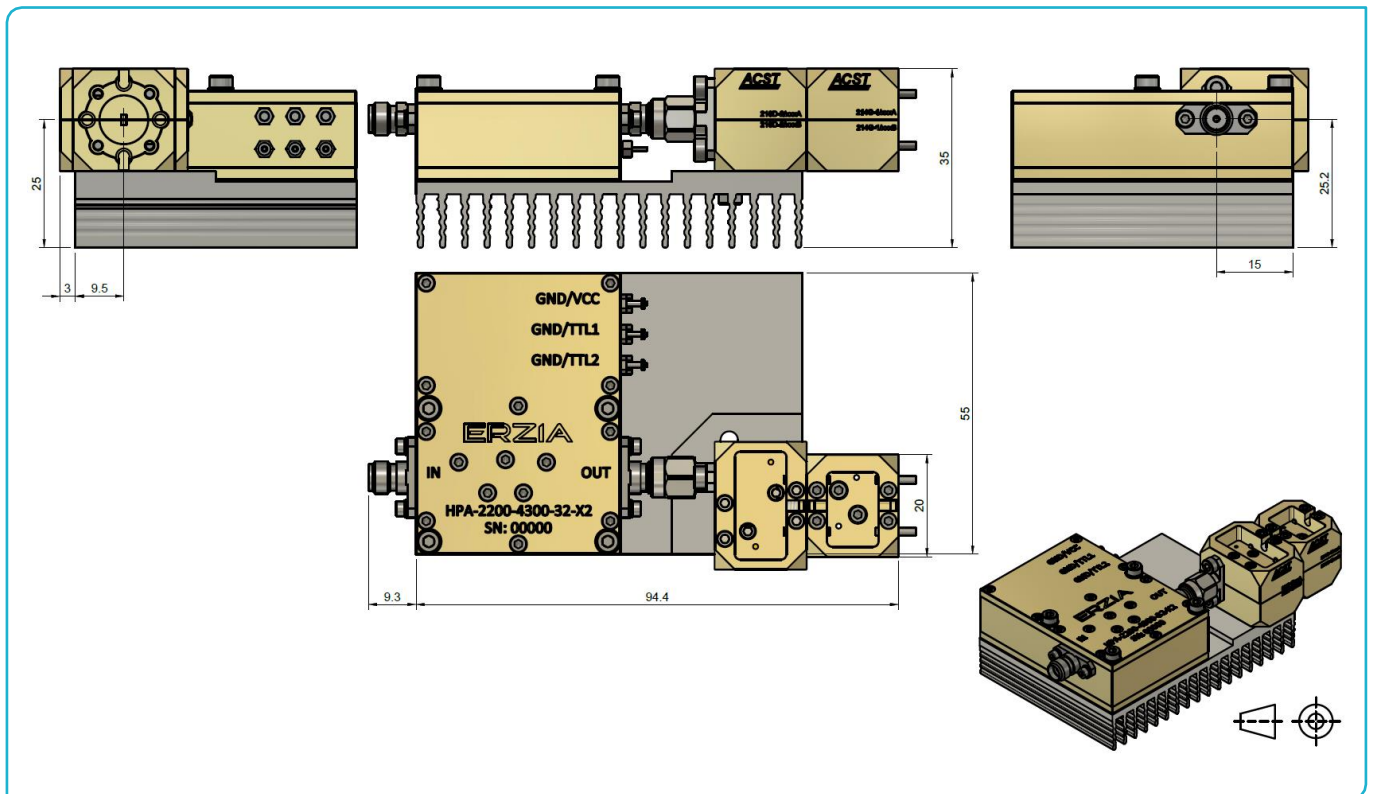
- Please indicate product name and type.
- Please indicate desired optional features



ACST GmbH reserves the right to make changes to the product or information contained herein without notice. Visit [www.acst.de](http://www.acst.de) for additional data sheets and product information.

# Compact AMC 1223D-12AC Broadband 140 – 220 GHz

## Outline Dimensions



## Mechanical Description

	Maximum
Size (without SMA connector, mm)	94.4 x 58 x 35
Output Waveguide Orientation	E-Plane